



CorePro LED PLC

CorePro LED PLC LED PLC 6.5W 840 2P G24d-2

Philips CorePro LED PLC is the ideal uplampping solution for downlights in a wide range of general lighting applications. It integrates a LED light source into a traditional fluorescent form factor to offer superb energy savings over a lifetime that's twice as long as fluorescent alternatives.

Product data

General Information	
Cap-Base	G24D-2 [G24d-2]
Nominal Lifetime (Nom)	30000 h
Switching Cycle	50000X
B50L70	30000 h
Light Technical	
Color Code	840 [CCT of 4000K]
Luminous Flux (Nom)	700 lm
Luminous Flux (Rated) (Nom)	700 lm
Correlated Color Temperature (Nom)	4000 K
Color Consistency	<6
Color Rendering Index (Nom)	83
LLMF At End Of Nominal Lifetime (Nom)	70 %
Operating and Electrical	
Input Frequency	50 to 60 Hz
Power (Rated) (Nom)	6.5 W
Lamp Current (Max)	35 mA
Lamp Current (Min)	25 mA
Starting Time (Nom)	0.5 s
Warm Up Time to 60% Light (Nom)	0.5 s
Power Factor (Nom)	0.9

Voltage (Nom)	220-240 V
Temperature	
T-Ambient (Max)	35 °C
T-Ambient (Min)	-20 °C
T-Storage (Max)	65 °C
T-Storage (Min)	-40 °C
T-Case Maximum (Nom)	65 °C
Controls and Dimming	
Dimmable	No
Mechanical and Housing	
Product Length	100 mm
Approval and Application	
Energy Efficiency Label (EEL)	A+
Energy Saving Product	Yes
Approval Marks	TUV CE marking
Energy Consumption kWh/1000 h	9 kWh
Product Data	
Full product code	871869667005700

CorePro LED PLC

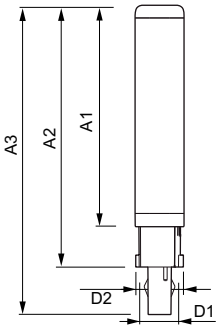
Order product name	CorePro LED PLC LED PLC 6.5W 840 2P G24d-2
EAN/UPC - Product	8718696670057
Order code	929001201508
Numerator - Quantity Per Pack	1

Numerator - Packs per outer box	10
Material Nr. (12NC)	929001201508
Net Weight (Piece)	0.077 kg

Warnings and Safety

- NOTES: The overall energy efficiency and light distribution of any installation that uses these lamps are determined by the design of the installation.


Dimensional drawing



LEDtube PLC 6.5W G24d-2/840 2P

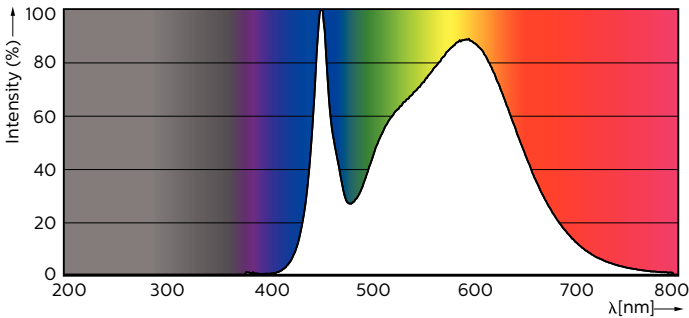
Product	D1	D2	A1	A2	A3
CorePro LED PLC LED PLC 6.5W 840 2P G24d-2	24.3 mm	28.4 mm	105.8 mm	125 mm	147.6 mm

Photometric data



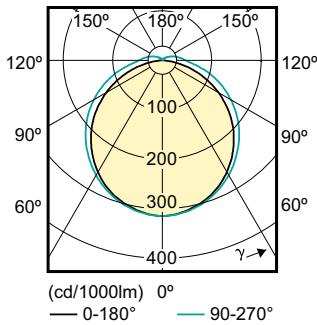
General Information V1 Photometry V1 Page 10

LEDtube PLC 100mm 7W G24D-2 840 700lm



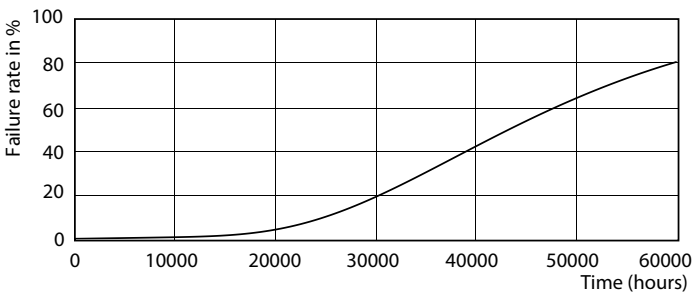
LEDtube PLC 100mm 9W G24Q-3 840 1000lm

Photometric data

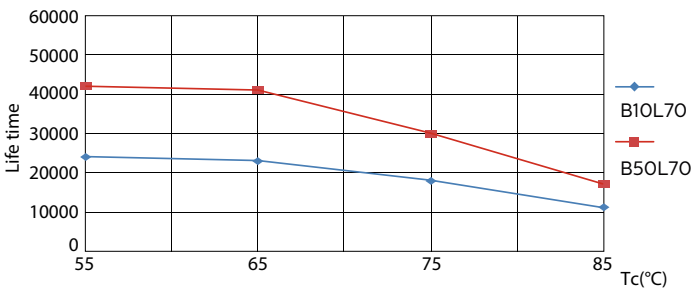


PLC /830, /840

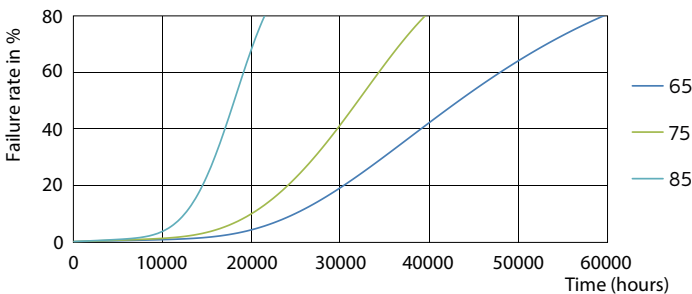
Lifetime



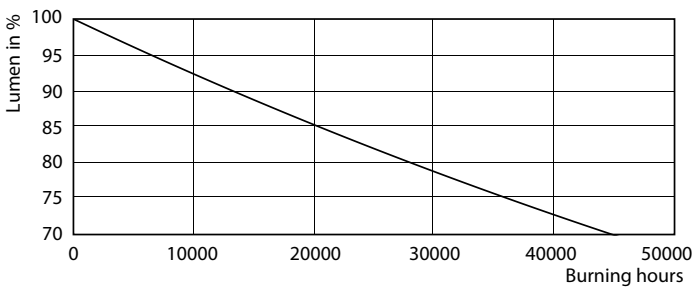
LEDtube PLC 100mm 7W G24D-2 830 650lm



LEDtube PLC 100mm 7W G24D-2 830 650lm



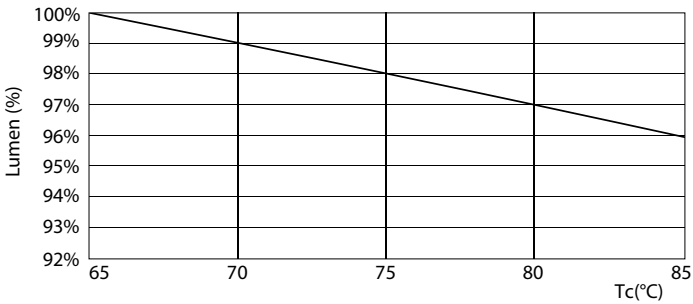
LEDtube PLC 100mm 7W G24D-2 830 650lm



LEDtube PLC 100mm 7W G24D-2 830 650lm

CorePro LED PLC

Lifetime



LEDtube PLC 100mm 7W G24D-2 830 650lm

